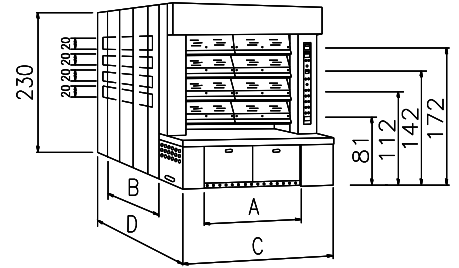
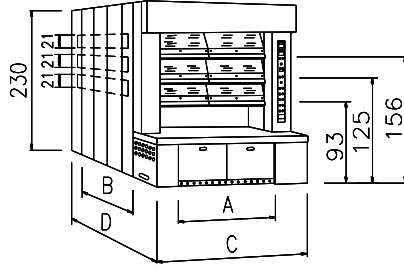
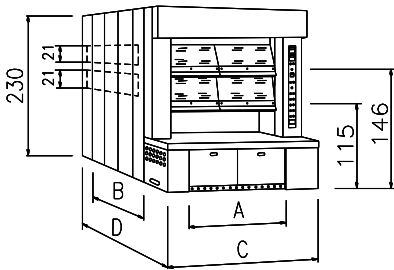


PREMIUM PLF MODEL BORULU FIRIN
Teknik Tablo

Model	İç ölçüler cm		Pişirme alanı m ²	Kapak Adet/cm	Isıl güç		Dış ölçüler cm			Ağırlık Kg
	A	B			Kcal/h	Kw	C	D	H	
PLF 320	124	160	6.00	2x62	60.000	70	180	302	230	7.500
PLF 321		197	7.35	2x62	62.000	72		339		9.000
PLF 322		241	9.00	2x62	70.000	81		383		9.400
PLF 330	186	160	8.95	3x62	70.000	81	180	302		9.400
PLF 331		197	11.00	3x62	80.000	93		339		10.200
PLF 332		219	12.25	3x62	90.000	104		361		10.700
PLF 333		241	13.45	3x62	98.000	114		383		10.900
PLF 334	248	263	14.70	3x62	105.000	122	304	405		11.100
PLF 340		160	11.95	4x62	92.000	107		302		11.200
PLF 341		197	14.70	4x62	110.000	128		339		12.000
PLF 342		219	16.30	4x62	115.000	133		361	12.300	
PLF 343		241	17.95	4x62	125.000	145		383	12.800	
PLF 344		285	21.25	4x62	140.000	162		427	13.100	
PLF 345		318	23.70	4x62	145.000	168		460	13.700	
PLF 420	124	160	7.95	2x62	65.000	75	180	302	230	9.200
PLF 421		197	9.80	2x62	80.000	93		339		9.600
PLF 422		241	12.00	2x62	90.000	104		383		10.100
PLF 430	186	160	11.95	3x62	95.000	110	242	302		10.200
PLF 431		197	14.70	3x62	105.000	122		339		11.300
PLF 432		241	17.95	3x62	120.000	139		383		11.700
PLF 440	248	160	15.90	4x62	110.000	128	304	302		12.100
PLF 441		197	19.55	4x62	135.000	157		339		12.400
PLF 442		241	23.95	4x62	145.000	168		383		13.700
PLF 443		296	29.40	4x62	160.000	186		438		14.500

PREMIUM PLF 3 KATLI

PREMIUM PLF 4 KATLI



PREMIUM PLF MODEL

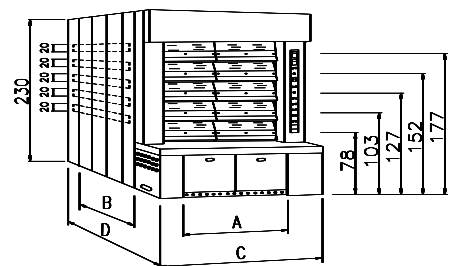
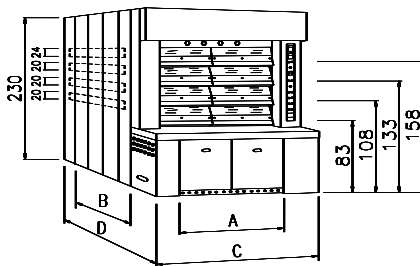
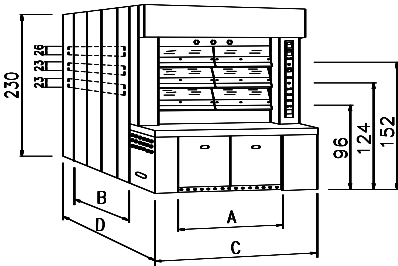
PREMIUM PLFK MODEL BORULU FIRIN
Teknik Tablo

Model	Kapak Adet	Pişirme Alanı m2	İç ölçüler cm		Dış ölçüler cm			Isıl güç		Ağırlık Kg
	cm		A	B	C	D	H	Kcal/h	Kw	
PLFK 320	2x62	6.00	124	160	180	296	230	50.000	58	3.300
PLFK 321		7.45		200		336		55.000	64	3.600
PLFK 322		8.95		240		376		60.000	70	4.000
PLFK 330	3x62	8.95	186	160	242	296	230	60.000	70	4.000
PLFK 331		11.20		200		336		65.000	75	4.500
PLFK 332		13.40		240		376		75.000	87	4.900
PLFK 340	4x62	11.95	248	160	304	296	230	80.000	93	6.800
PLFK 341		14.90		200		336		85.000	99	7.200
PLFK 342		17.90		240		376		90.000	104	7.500
PLFK 420	2x62	7.95	124	160	180	296	230	60.000	70	4.500
PLFK 421		9.95		200		336		65.000	75	5.100
PLFK 422		11.95		240		376		80.000	93	5.800
PLFK 430	3x62	11.95	186	160	242	296	230	80.000	93	5.700
PLFK 431		14.00		200		336		85.000	99	6.600
PLFK 432		17.90		240		376		90.000	104	7.600
PLFK 440	4x62	15.90	248	160	304	296	230	85.000	99	7.300
PLFK 441		19.85		200		336		95.000	110	7.500
PLFK 442		23.85		240		376		120.000	139	8.800
PLFK 520	2x62	9.55	124	160	180	296	230	65.000	75	5.200
PLFK 521		12.40		200		336		75.000	87	6.100
PLFK 522		14.90		240		376		80.000	93	6.700
PLFK 530	3x62	14.90	186	160	242	296	230	80.000	93	6.600
PLFK 531		18.60		200		336		90.000	104	7.900
PLFK 320/760	2x76	7.30	152	160	208	296	230	55.000	64	3.600
PLFK 321/760		9.15		200		336		60.000	70	3.900
PLFK 322/760		10.95		240		376		65.000	75	4.300
PLFK 330/760	3x76	10.95	228	160	284	296	230	70.000	81	4.600
PLFK 331/760		13.70		200		336		80.000	93	5.200
PLFK 332/760		16.45		240		376		85.000	99	5.800
PLFK 420/760	2x76	9.75	152	160	208	296	230	60.000	70	4.900
PLFK 421/760		12.20		200		336		65.000	75	5.500
PLFK 422/760		14.60		240		376		80.000	93	6.300
PLFK 430/760	3x76	14.60	228	160	284	296	230	80.000	93	6.600
PLFK 431/760		18.25		200		336		90.000	104	7.400
PLFK 432/760		21.90		240		376		100.000	116	8.200

PREMIUM PLFK 3 KATLI

PREMIUM PLFK 4 KATLI

PREMIUM PLFK 5 KATLI

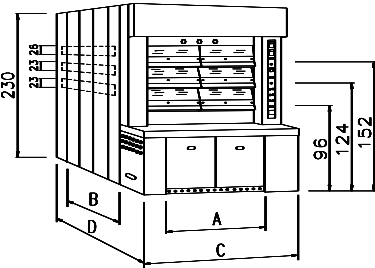


PREMIUM PLFK MODEL

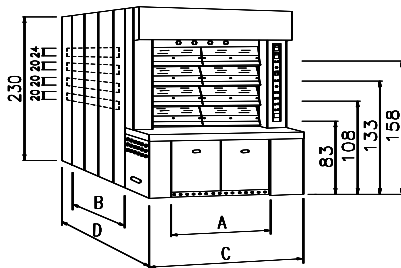
PREMIUM PLFKR MODEL BORULU FIRIN
Teknik Tablo

Model	Kapak adet	Pişirme alanı m2	İç ölçüler cm		Dış ölçüler cm			Isıl güç		Ağırlık
	cm		A	B	C	D	H	Kcal/h	Kw	Kg
PLFKR 320	2x62	6.15	124	165	180	296	230	42.000	49	3.000
PLFKR 321		7.65		205		336		47.000	55	3.500
PLFKR 322		9.15		245		376		50.000	58	4.200
PLFKR 330	3x62	9.25	186	165	242	296	230	50.000	58	4.000
PLFKR 331		11.45		205		336		55.000	64	5.000
PLFKR 332		13.70		245		376		60.000	70	6.100
PLFKR 340	4x62	12.30	248	165	304	296	230	75.000	87	5.000
PLFKR 341		15.30		205		336		80.000	93	6.500
PLFKR 342		18.25		245		376		85.000	99	8.000
PLFKR 420	2x62	8.20	124	165	180	296	230	50.000	58	4.100
PLFKR 421		10.20		205		336		55.000	64	4.700
PLFKR 422		12.20		245		376		60.000	70	5.400
PLFKR 430	3x62	12.30	186	165	242	296	230	75.000	87	5.500
PLFKR 431		15.30		205		336		80.000	93	6.600
PLFKR 432		18.25		245		376		85.000	99	7.600
PLFKR 440	4x62	16.40	248	165	304	296	230	80.000	93	7.000
PLFKR 441		20.35		205		336		90.000	104	7.400
PLFKR 442		24.35		245		376		110.000	128	7.800
PLFKR 520	2x62	10.25	124	165	180	296	230	55.000	64	4.800
PLFKR 521		12.75		205		336		65.000	75	5.700
PLFKR 522		15.20		245		376		75.000	87	6.700
PLFKR 530	3x62	15.35	186	165	242	296	230	80.000	93	6.800
PLFKR 531		19.10		205		336		85.000	99	7.900
PLFKR 532		22.80		245		376		110.000	128	8.900
PLFKR 320/760	2x76	7.55	152	165	208	296	230	50.000	58	3.700
PLFKR 321/760		9.55		205		336		55.000	64	4.200
PLFKR 322/760		11.20		245		376		60.000	70	4.900
PLFKR 330/760	3x76	11.30	228	165	284	296	230	70.000	81	4.700
PLFKR 331/760		14.05		205		336		75.000	87	5.700
PLFKR 332/760		16.80		245		376		80.000	93	6.300
PLFKR 420/760	2x76	10.05	152	165	208	296	230	65.000	75	4.800
PLFKR 421/760		12.50		205		336		70.000	81	5.300
PLFKR 422/760		14.90		245		376		75.000	87	6.200
PLFKR 430/760	3x76	15.05	228	165	284	296	230	75.000	87	6.100
PLFKR 431/760		18.70		205		336		85.000	99	7.100
PLFKR 432/760		22.35		245		376		95.000	110	8.100

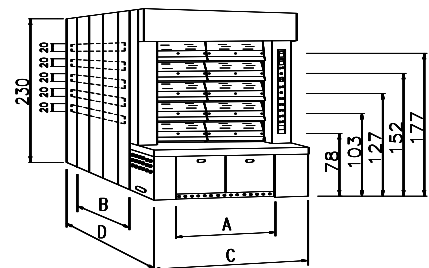
PREMIUM PLFKR 3 KATLI



PREMIUM PLFKR 4 KATLI



PREMIUM PLFKR 5 KATLI



PREMIUM PLFKR MODEL